


■ Features:

- Universal AC input/ Full range
- Built-in active PFC function, PF>0.95
- Built-in cooling Fan ON-OFF control
- Output protections: OLP/OVP/OTP/SCP
- All using 105°C long life electrolytic capacitors.
- Build-in remote sense function
- Build-in remote ON-OFF control
- 3 years warranty

SPECIFICATION

MODEL		GPF-U500S12	GPF-U500S15	GPF-U500S24	GPF-U500S27.5	GPF-U500S48	
OUTPUT	DC Output	12V	15	24V	27.5V	48V	
	Rated Current	40A	33A	20A	18A	10A	
	Current Range Note 1	0~40A	0~33A	0~20A	0~18A	0~10A	
	Ripple and Noise Note 2	120mV	150mV	240mV	270mV	480mV	
	Voltage ADJ. Range	11.2V-14.2V	13.0V-17.0V	21.6V-26.4V	22.0V-33.0V	40V-50V	
	Voltage Accuracy	±3.0%	±3.0%	±3.0%	±3.0%	±3.0%	
	Line Regulation	±1.0%	±1.0%	±1.0%	±1.0%	±1.0%	
	Load Regulation	±1.0%	±1.0%	±1.0%	±1.0%	±1.0%	
	Set-up Time	<4.0S (115Vac input, Full load); <2.0S (230Vac input, Full load)					
	Hold up Time	>20mS(230Vac input, Full load)					
	Temperature Coefficient	±0.03%/°C					
	Overshoot and Undershoot	<5.0%					
	INPUT	Voltage Range	90Vac~264Vac				
Frequency Range		47Hz~63Hz					
Power Factor(Typical)		PF>0.99/115VAC PF>0.95/230VAC					
Efficiency (Typical)		115Vacinput	78%	80%	81%	80%	82%
		230Vacinput	82%	82%	86%	86%	85%
AC Current (max.)		7.3A	7.5A	7.5A	7.5A	7.3A	
Inrush Current (Typical)		<20A@115Vac <40A@230Vac Cold start					
Leakage Current	Input—output:<0.25mA Input—PG:<3.5mA						
PROTECTION	Over Load	105%~140% of rated output current, constant current limiting,auto recover					
	Over Voltage	115%~150% of rated output voltage, shut down					
	Over Temperature	95°C±5°C(detect on heatsink of power transistor);shut down,auto recover after the temperature goes down					
	Fan ON/OFF Control	Output load>55% rating or inside temperature >65°C, FAN ON					
ENVIRONMENT	Operating amb. Temp. & Hum.	-10°C~60°C; 20%~90%RH No condensing(refer to the derating curve)					
	Storage Temp. & Hum.	-25°C~85°C; 10%~95%RH No condensing					
SAFETY&EMC Note 3	Safety Standards	UL60950-1; EN60950-1: 2006					
	Withstand Voltage	Primary-Secondary:3.0KVac; ≤10mA .Primary-PG:1.5KVac; ≤10mA. Secondary-PG:0.5KVDC; ≤10mA.					
	Isolation Resistance	≥50M ohms					
	EMI Conduction&Radiation	Compliance to EN55022 ClassA					
	Harmonic Current	Compliance to EN61000-3-2,17625.1-2003					
OTHERS	EMS Immunity	Compliance to EN61000-4-2,3,4,5,6,8,11;ENV50204,light industry level, criteria A					
	MTBF (MIL-HDBK-217F)	More than 100,000Hrs (25°C, Full load)					
	Dimension (L*W*H)	170×117×94mm					
	Packing	6PCS/CTN, 13.2KGS, 0.04CBM					
NOTE	Cooling method	Cooling by forced air (built-in DC fan)					
		1. All parameters NOT specially mentioned are measured at rated input, rated load and 25°C of ambient temperature. 2. Measured at 20MHz of bandwidth by using a 12" twisted pair-wire terminated with a 0.1 uF & 47uF parallel capacitor. 3. The SPS is considered a component which will be installed into final equipment. The equipment must be re-confirmed that it still meets EMC directives.					

Mechanical Specification

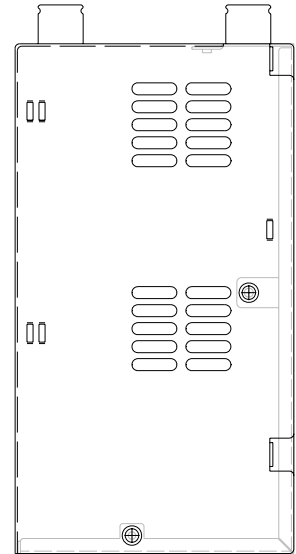
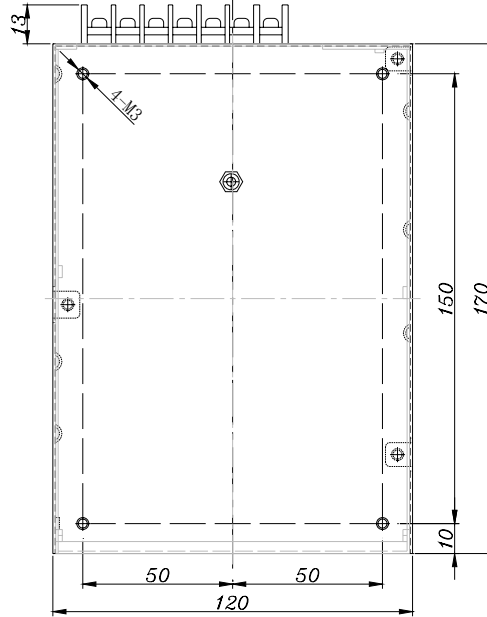
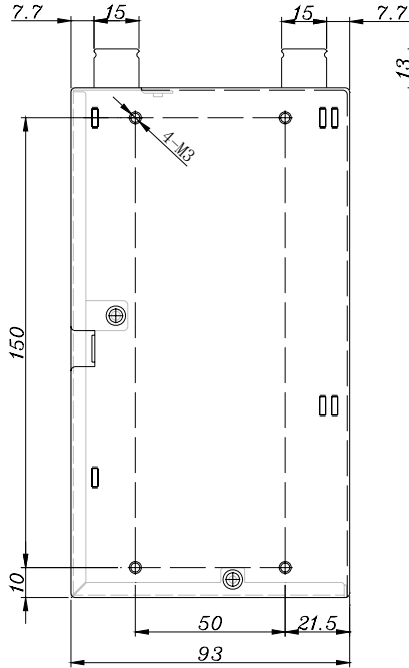
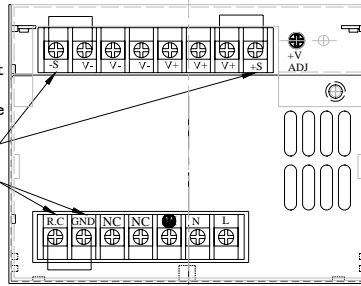
Unit: mm

Remote Sense Function

If the distance between power supply and devices is very far, there is voltage loss on the connection cables. In this situation, Customer can remove the short circuit pin between +S +V and -S -V, and connect +S -S to device directly. Then power supply will compensate the voltage loss automatically.

Remote ON OFF Function

RC=0 Power Supply Work (RC connect GND as default)
 RC=1 or no connection No Output



Derating Curve

